

网课内容范例

How to use our online course

关于教学视频 About the Video

每一期课程会把示范作品分解为不同的局部进行视频示范，学生可以了解完整的绘画过程，和具体的绘画方法。同时可以反复观看学习。

Each course will decompose the Masterpieces into different parts and details then show how to paint them by video demonstration, so that students can understand the complete painting process and specific painting methods. At the same time, they can watch and learn again and again.



原作局部 (Detail of Masterpieces)



示范录像 (Video demonstration)



示范录像 (Video demonstration)



示范录像 (Video demonstration)



示范录像 (Video demonstration)




示范录像 (Video demonstration)

关于课程笔记 About the PDF Note

每个教学视频会配合相应的教学笔记，提示并讲解学生学习的重点和难点，帮助学生加深学习的理解而不是单纯的模仿。

Each teaching video will be accompanied by corresponding teaching notes to prompt and explain the key points and difficulties of students' learning, so as to help students deepen their understanding of learning rather than simply imitate.

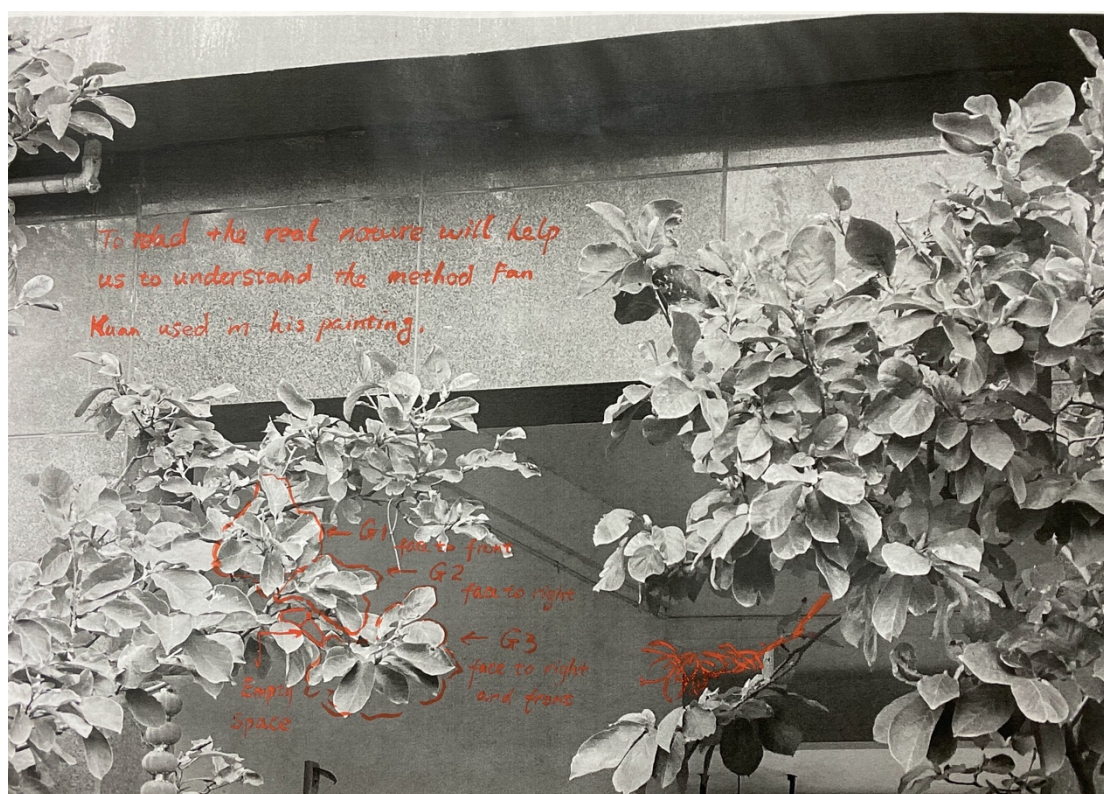


教学笔记 (Teaching notes)


关于作业与反馈

每周在学生根据教学视频和教学笔记学习并完成部分作业，拍照上传作业，教师会根据每个学生的具体情况，提出不同的改进意见，针对学生提出的问题给出回复。学生在钉钉群共享作业及批改意见，增进学习的互动和相互促进。

Students practice and complete some homework according to the teaching video and teaching notes every week, and take photos to upload homework. Teachers will put forward suggestions for improvement according to each student' s homework, and answers to the questions students send in the Dingtalk group. Students share homework and comments in the Dingtalk group to enhance the interaction and mutual promotion of learning.



课程答疑如何从自然中理解中国画的树叶结构 (Q&A Note about how to read the tree leaves in Chinese painting way)



学生作业点评 (Suggestions for homework)

关于一对一问答 One to one video Q & A

一对一视频问答，是课程中非常重要的环节，通过教师和学生的互动，直接回答学生的疑问，拓展学生感兴趣的相关其他问题，实现绘画教学中的互动，促进师生间的了解，每周及时解答，以达成在同一教学内容中，因材施教，实现不同的学习需求。

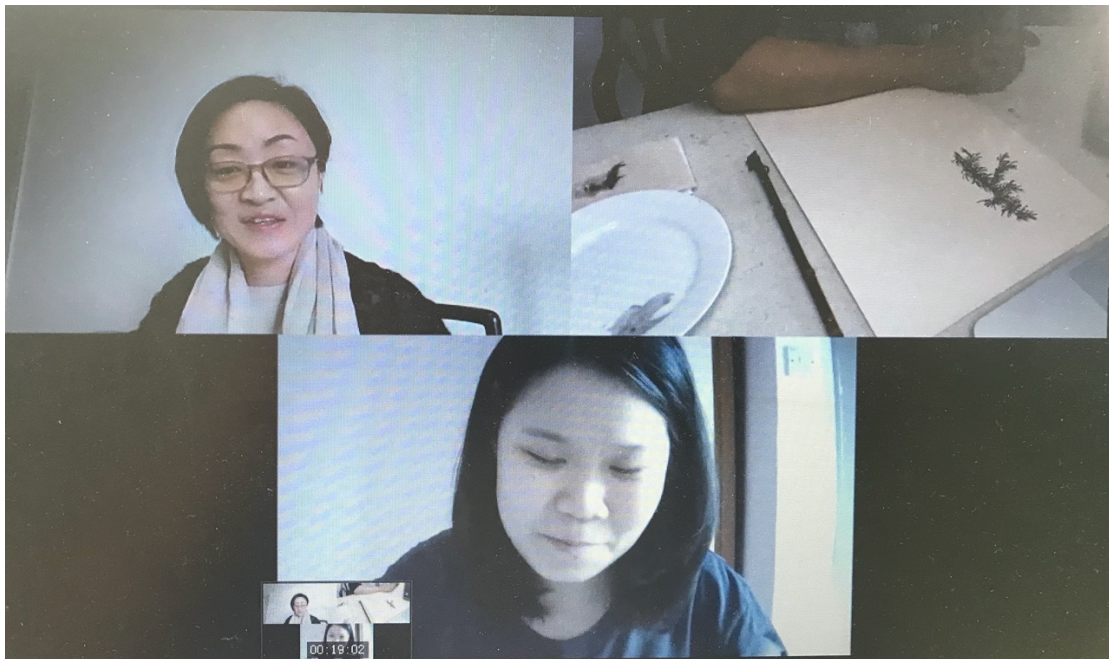
学生可以预约对答时间，可提前告知教师所想探讨的问题，以便更好的进行面对面视频时间的教学效果。

在开学和学习中，不定时进行群体讨论，促进学生间互动，形成网上共同学习的氛围。

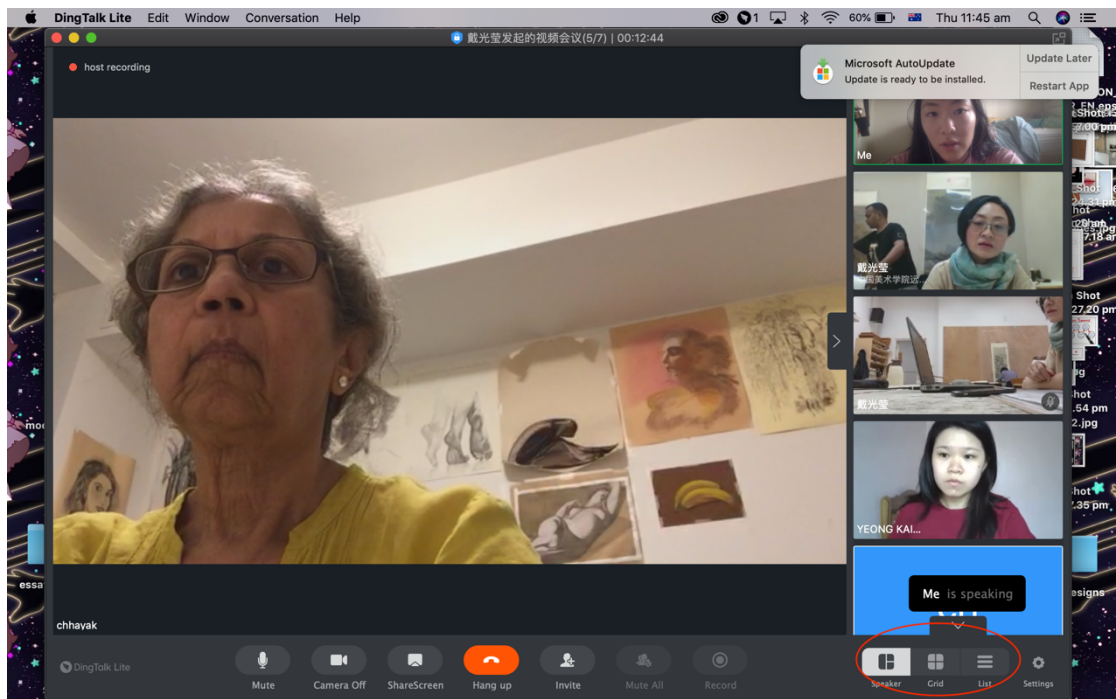
One to one video Q & A is a very important part of the course. Through the interaction between teachers and students, we can directly answer students' questions, expand other related questions that students are interested in about Traditional Chinese Painting. It promotes the understanding between teachers and students, and solves the problems in time every week, so as to teach students in accordance with their aptitude in the same teaching content and realize different learning needs.

Students can make an appointment for this one to one Q & A half an hour once a week, and they can also send teachers of the questions they want to discuss in advance, so as to better carry out the teaching effect of face-to-face video time.

During the course, group discussion is carried out from time to time to promote the interaction between students and form an online learning atmosphere.



一对一视频答疑 (One to one Q & A)



小组讨论 (Group discussion)

感谢阅读 ! Thank you for reading !

中国美术学院国际教育学院书画工作室

Chinese Painting studio of International College of CAA